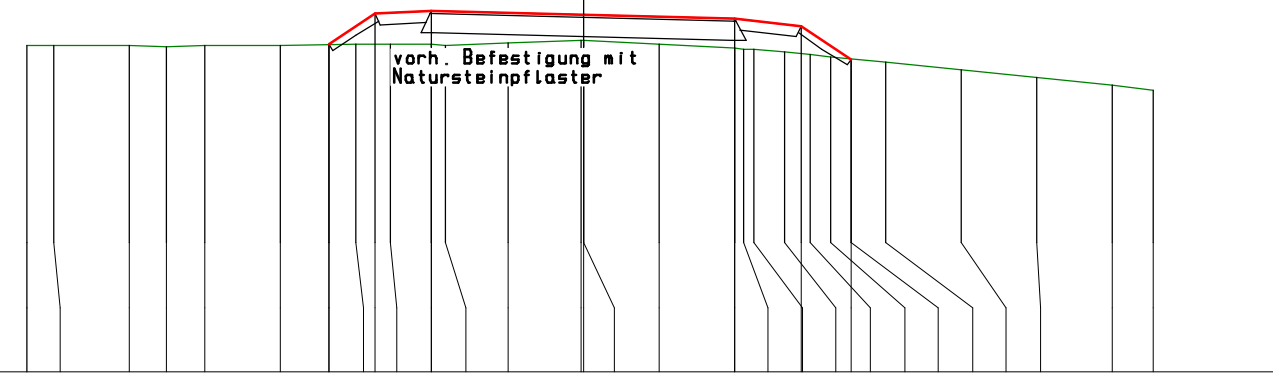


0+892.000m

31

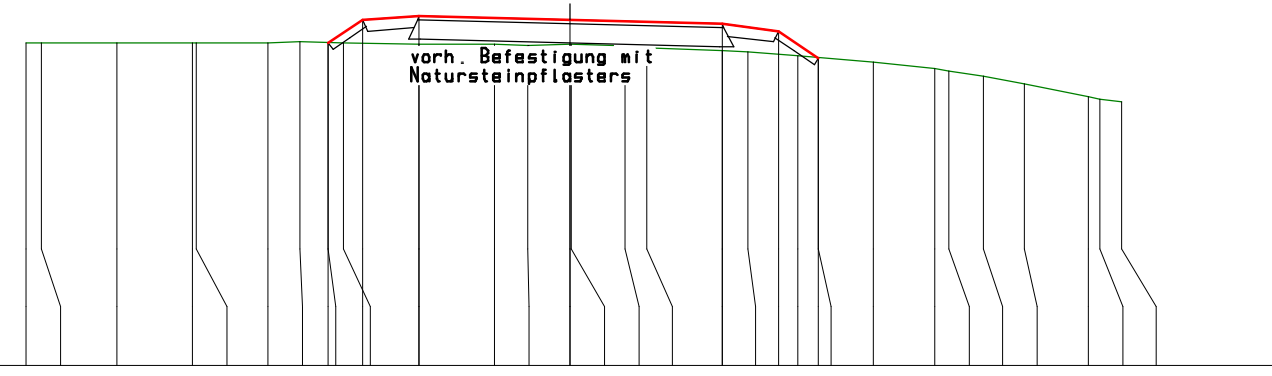


15.000 m (DHHN2016)

Straßendecke		-3.362	19.328
		-2.750	19.736
		-2.000	19.781
		0.000	19.731
		2.000	19.681
		2.889	19.575
		3.544	19.139
Bestand		-7.362	19.325
		-7.000	19.322
		-6.000	19.313
		-5.507	19.309
		-5.000	19.313
		-4.000	19.322
		-3.362	19.328
		-3.000	19.331
		-2.553	19.335
		-2.000	19.328
		-1.822	19.326
		-1.000	19.352
		-0.034	19.383
		0.000	19.382
		1.000	19.329
		2.000	19.276
		2.120	19.270
		2.264	19.264
		2.665	19.228
		3.000	19.194
		3.284	19.165
		3.544	19.139
		4.000	19.092
		5.000	18.990
		6.000	18.888
		7.000	18.786
		7.544	18.730

0+900.000m

32

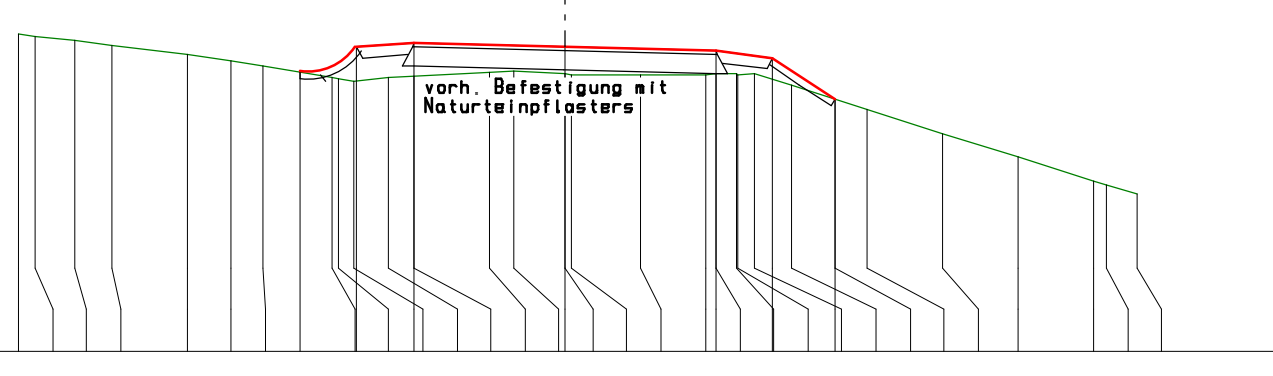


15.000 m (DHHN2016)

Straßendecke		-3.202	19.276
		-2.750	19.577
		-2.000	19.622
		0.000	19.572
		2.000	19.522
		2.750	19.432
		3.284	19.076
Bestand		-7.202	19.277
		-7.000	19.276
		-6.000	19.272
		-5.000	19.269
		-4.957	19.269
		-4.000	19.277
		-3.577	19.281
		-3.202	19.276
		-3.000	19.273
		-2.000	19.261
		-1.000	19.248
		-0.573	19.242
		0.000	19.260
		0.014	19.261
		0.721	18.223
		1.000	19.212
		2.000	19.173
		2.354	19.159
		3.000	19.101
		3.284	19.076
		4.000	19.012
		4.818	18.940
		5.000	18.908
		5.466	18.828
		6.000	18.723
		6.856	18.554
		7.000	18.534
		7.284	18.494

0+930.000m

33



15.000 m (DHHN2016)

Straßendecke		-3.500	18.700
		-2.750	19.029
		-2.000	19.074
		0.000	19.024
		2.000	18.974
		2.750	18.884
		3.579	18.332
Bestand		-7.228	19.193
		-7.000	19.166
		-6.488	19.105
		-6.000	19.045
		-5.000	18.921
		-4.410	18.848
		-4.000	18.780
		-3.500	18.700
		-3.087	18.630
		-3.000	18.613
		-2.795	18.573
		-2.329	18.620
		-2.000	18.638
		-1.000	18.694
		-0.676	18.712
		0.000	18.666
		0.088	18.660
		1.000	18.661
		1.868	18.663
		2.000	18.669
		2.271	18.681
		2.286	18.652
		2.513	18.670
		3.000	18.515
		3.579	18.332
		4.000	18.198
		5.000	17.881
		6.000	17.564
		7.000	17.247
		7.157	17.197
		7.579	17.076